



District Report Card: 2017


State: Assam	District: Dima Hasao
Class: 3	Subject: Language
Schools: 52	Students: 514


Participation/Coverage


Students

<div>GENDER</div> <div></div>	Boys				Girls			
	Number		%		Number		%	
	240		46.69		274		53.31	

<div>AREA</div> <div></div>	Rural				Urban			
	Number		%		Number		%	
	419		81.52		95		18.48	

<div>CATEGORY</div> <div></div>	SC		ST		OBC		GEN	
	Number	%	Number	%	Number	%	Number	%
	52	10.12	303	58.95	85	16.54	74	14.40

<div>CWSN</div> <div></div>	LD	VI	HI	S&LD	ID	Oth
	0	0	0	0	0	3

<div>Management</div> <div></div>	Government			Government-aided		
	Number		%	Number		%
	510		99.22	4		0.78

Average Performance of Students in Language (%)

Overall	Gender		Area		Management		Social Group			
	Male	Female	Rural	Urban	Govt.	Aided	SC	ST	OBC	GEN
65.11	64.75	65.43	63.26	73.26	65.10	66.67	61.79	67.17	65.10	59.01

Performance on Learning Outcomes (LOs)

Learning Outcomes	Description	Average Performance(%)
L304	Reads small texts with comprehension i.e., identifies main ideas, details, sequence and draws conclusions	67.26
L312	Reads printed scripts on the classroom walls: poems, posters, charts etc.	60.82

Range of Performance of Students who Answered Correctly							
Below 30%		30% - 50%		50% - 75%		Above 75%	
Number	%	Number	%	Number	%	Number	%
32	6.23	107	20.82	182	35.41	193	37.55

Lowest Performing Learning Outcomes (LOs)

1 - Reads printed scripts on the classroom walls: poems, posters, charts etc. (60.82)

2 - Reads small texts with comprehension i.e., identifies main ideas, details, sequence and draws conclusions (67.26)